



# RA12-35(12V35Ah)

## Specification

Cells Per Unit	6
Voltage Per Unit	12
Nominal Capacity	35Ah@10hour-rate to 1.80V per cell @25°C
Weight	Approx. 10.5 Kg (Tolerance ±3.0%)
Internal Resistance	Approx. 10 mΩ
Terminal	F7(M8)/F11(M6)
Max. Discharge Current	350A (5 sec)
Short Circuit Current	880A
Design Life	12 years (Float charging)
Max. Charging Current	10.5 A
Reference Capacity	C3 29.8AH C5 30.6AH C10 35.0AH C20 37.0AH
Standby Use Voltage	13.6 V~13.8 V @ 25°C Temperature Compensation: -3mV/°C/Cell
Cycle Use Voltage	14.6 V~14.8 V @ 25°C Temperature Compensation: -4mV/°C/Cell
Operating Temperature Range	Discharge: -20°C~60°C Charge: 0°C~50°C Storage: -20°C~60°C
Normal Operating Temperature Range	25°C ±5°C
Self Discharge	RITAR Valve Regulated Lead Acid (VRLA) batteries can be stored for up to 6 months at 25°C and then recharging is recommended. Monthly Self-discharge ratio is less than 3% at 25°C. Please charge batteries before using.
Container Material	A.B.S. UL94-HB, UL94-V0 Optional.



RA series is a general purpose battery with 12 years design life in float service. It meets with IEC, JIS, BS, GB/T and YD/T standards. With advanced AGM valve regulated technology and high purity raw material, the RA series battery maintains high consistency for better performance and reliable standby service life. It is suitable for UPS/EPS, Telecom, power grid, medical equipment, emergency light and security system applications.



ISO 9001



ISO 14001



OHSAS 18001

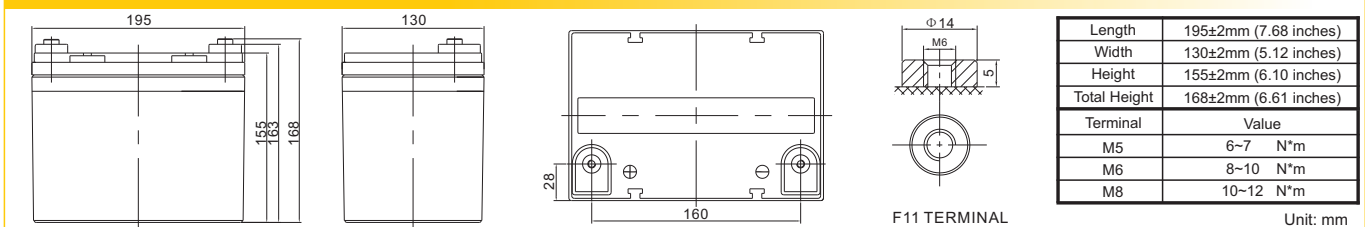


MH 28539



G4M20206-0910-E-16

## Dimensions



### Constant Current Discharge Characteristics : A (25°C)

F.V/Time	5MIN	10MIN	15MIN	30MIN	60MIN	100MIN	2HR	3HR	4HR	5HR	8HR	10HR	20HR
1.60V	140.0	113.2	87.1	53.4	30.7	20.0	15.9	10.9	8.15	6.60	4.44	3.69	1.93
1.67V	129.5	106.2	82.5	50.9	29.2	19.1	15.4	10.5	7.93	6.43	4.39	3.65	1.90
1.70V	124.1	102.4	80.0	49.4	28.4	18.5	14.9	10.2	7.71	6.26	4.32	3.59	1.88
1.75V	117.3	96.1	76.2	48.0	27.9	18.1	14.4	9.93	7.51	6.11	4.26	3.55	1.85
1.80V	110.3	89.9	72.4	46.6	27.4	17.7	13.9	9.63	7.30	5.95	4.19	3.50	1.84
1.85V	102.9	83.3	68.3	44.9	26.7	17.1	13.2	8.90	6.78	5.55	3.93	3.29	1.74

### Constant Power Discharge Characteristics : WPC (25°C)

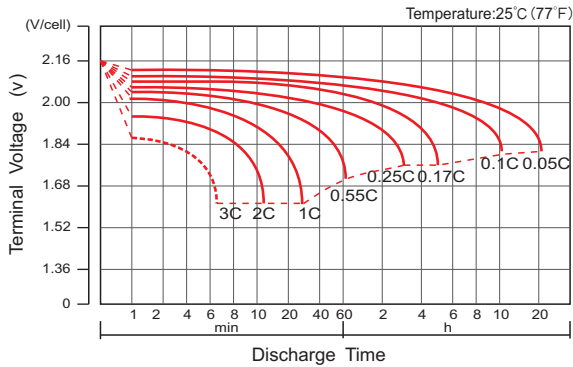
F.V/Time	5MIN	10MIN	15MIN	30MIN	60MIN	100MIN	2HR	3HR	4HR	5HR	8HR	10HR	20HR
1.60V	249.7	206.1	159.5	98.3	56.7	37.5	30.2	20.7	15.6	12.7	8.67	7.26	3.80
1.67V	233.3	195.3	152.6	94.6	54.6	36.0	29.4	20.2	15.3	12.4	8.59	7.18	3.75
1.70V	226.2	190.4	149.7	93.0	53.7	35.4	28.6	19.7	14.9	12.2	8.47	7.08	3.71
1.75V	216.3	181.1	144.5	91.6	53.5	35.0	27.7	19.2	14.6	11.9	8.37	7.00	3.67
1.80V	206.4	171.7	139.2	90.0	53.2	34.6	26.8	18.7	14.2	11.6	8.25	6.92	3.63
1.85V	196.5	162.4	134.0	88.5	52.9	34.3	26.7	17.4	13.3	10.9	7.76	6.52	3.46

(Note) The above characteristics data are average values obtained within three charge/discharge cycle not the minimum values. The battery must be fully charged before the capacity test. The C<sub>10</sub> should reach 95% after the first cycle and 100% after the third cycle.

# RA12-35(12V35Ah)



## Discharge Characteristics Curve



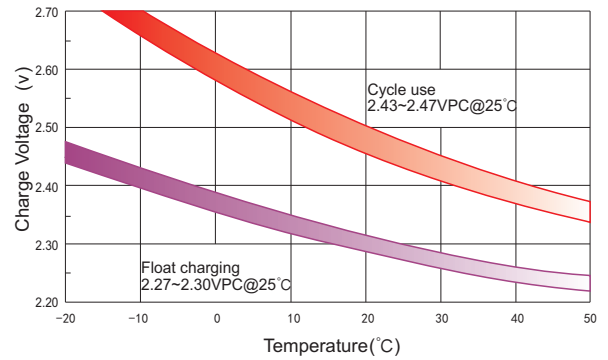
## Charge Characteristic Curve For Standby Use



## Cycle Life In Relation To Depth Of Discharge



## Relationship Between Charging Voltage And Temperature



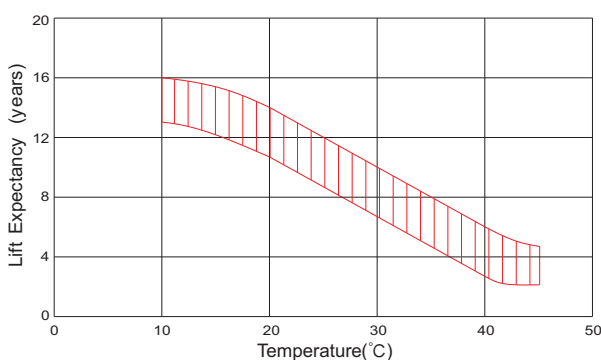
## Temperature Effects On Capacity



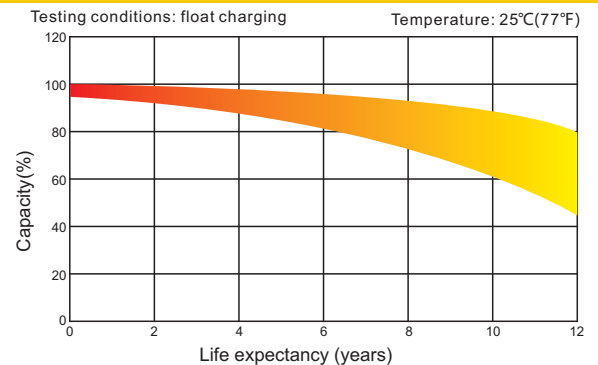
## Storage Characteristics



## Effect Of Temperature On Long Term Life



## Life Characteristics Of Standby Use



(Note) All above information shall be changed without prior notice, Ritar reserves the right to explain and update the latest information.