

OPzV12-80(12V80Ah)



OPzV series is Valve Regulated Lead Acid battery that adopts immobilized GEL and Tubular Plate technology to offer high reliability and performance. The Battery is designed and manufactured according to DIN standards and with die-casting positive grid and patented formula of active material OPzV series exceeds DIN standard values with more than 20 years floating design life at 25 °C and It is the best solution for cyclic use under extreme operating conditions.

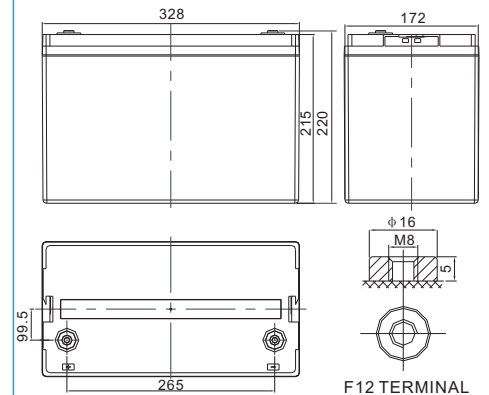


Specification

Cells Per Unit	6
Voltage Per Unit	2
Nominal Capacity	80Ah@10hr-rate to 1.80V per cell @25°C
Weight	Approx. 30.0Kg (Tolerance±3.0%)
Internal Resistance	Approx. 10.0 mΩ
Terminal	F12(M8)
Max. Discharge Current	800A (5 sec)
Design Life	18 years (floating charge)
Max. Charging Current	16.0 A
Reference Capacity	C3 62.8AH C5 70.4AH C10 80.0AH C20 85.7AH
Float Charging Voltage	13.5 V~13.8 V @ 25°C Temperature Compensation: -3mV/°C/Cell
Cycle Use Voltage	14.2 V~14.4 V @ 25°C Temperature Compensation: -4mV/°C/Cell
Operating Temperature Range	Discharge: -40°C~60°C Charge: -20°C~50°C Storage: -40°C~60°C
Normal Operating Temperature Range	25°C±5°C
Self Discharge	RITAR Valve Regulated Lead Acid (VRLA) batteries can be stored for up to 6 months at 25°C and then recharging is recommended. Monthly Self-discharge ratio is less than 2% at 20°C. Please charged batteries before using.
Container Material	A.B.S. UL94-HB, UL94-V0 Optional.

Dimensions

Unit: mm



Length	328±1mm (12.9 inches)
Width	172±1mm (6.77 inches)
Height	215±1mm (8.46 inches)
Total Height	220±1mm (8.66 inches)
Torque Value	10~12 N*m

Constant Current Discharge Characteristics : A(25°C)

F.V/ Time	10min	15min	30min	1h	2h	3h	5h	8h	10h	20h
1.60V	130.9	105.1	69.58	47.90	29.68	23.00	15.12	10.19	8.560	4.494
1.65V	122.7	99.33	67.08	46.49	28.72	22.50	14.80	10.03	8.400	4.410
1.70V	112.2	92.58	64.12	44.92	27.76	21.76	14.48	9.865	8.240	4.326
1.75V	102.8	85.28	59.90	42.57	26.80	20.93	14.08	9.704	8.160	4.284
1.80V	89.55	76.28	55.69	39.98	25.52	20.01	13.59	9.464	8.000	4.200
1.85V	74.50	66.04	49.61	36.46	23.60	18.68	12.95	9.063	7.656	4.019

Constant Power Discharge Characteristics : WPC(25°C)

F.V/ Time	10min	15min	30min	1h	2h	3h	5h	8h	10h	20h
1.60V	205.4	170.4	127.8	90.8	56.72	44.26	29.44	20.13	16.88	8.862
1.65V	200.1	167.0	124.5	88.6	55.12	43.51	28.88	19.81	16.64	8.736
1.70V	189.9	160.5	120.2	86.2	53.60	42.18	28.31	19.57	16.40	8.610
1.75V	172.3	149.0	113.3	82.0	52.00	40.86	27.67	19.25	16.24	8.526
1.80V	148.2	135.0	106.3	77.46	49.68	39.03	26.71	18.77	15.92	8.358
1.85V	122.6	113.3	95.47	70.95	46.08	36.54	25.50	17.96	15.28	8.022

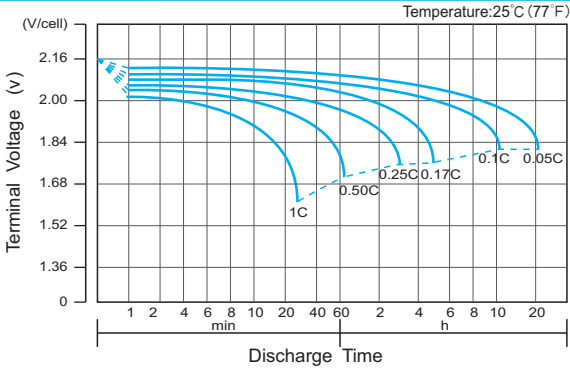
(Note) The above characteristics data are average values obtained within three charge/discharge cycle not the minimum values.

The battery must be fully charged before the capacity test. The C₁₀ should reach 95% after the first cycle and 100% after the third cycle.

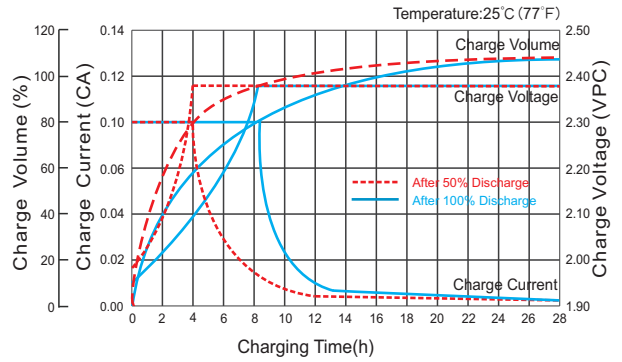
OPzV12-80(12V80Ah)



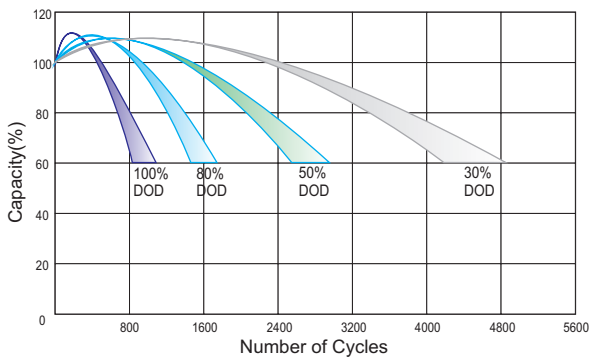
Discharge Characteristics Curve



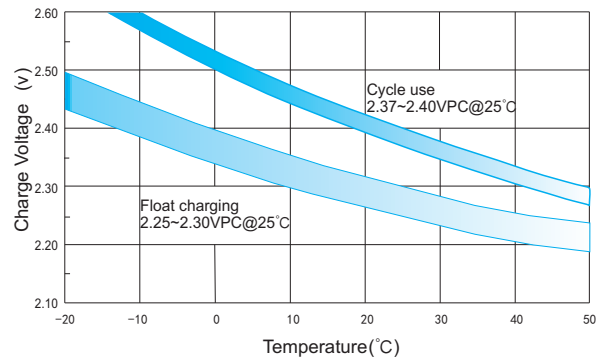
Charge Characteristic Curve for Cycle Use(IU)



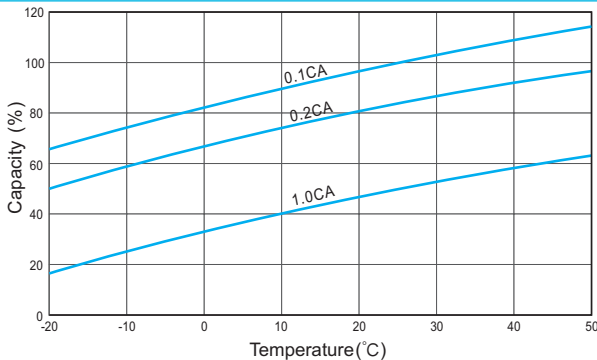
Cycle Life in Relation to Depth of Discharge



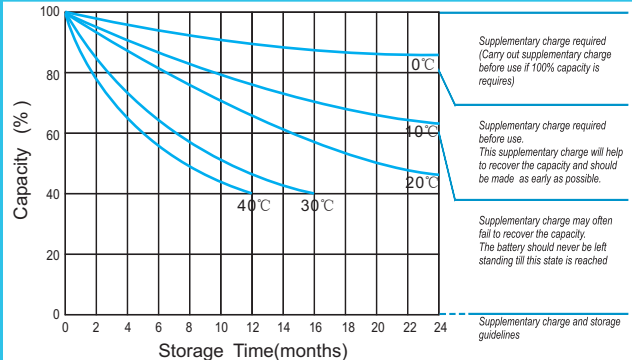
Relationship Between Charging Voltage and Temperature



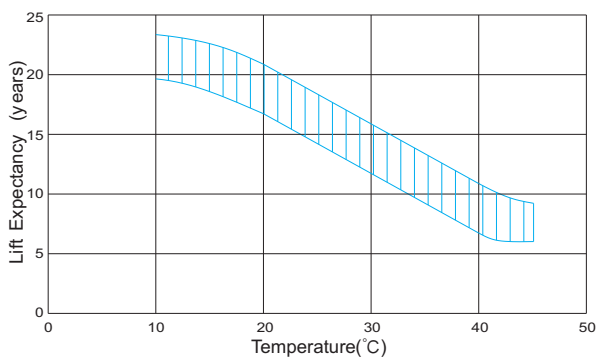
Temperature Effects on Capacity



Storage Characteristics



Effect of Temperature on Long Term Life



Relationship of OCV And State of Charge(20°C)



(Note) All above information shall be changed without prior notice, Ritar reserves the right to explain and update the latest information.