



# HR12-690W(12V690W)

## Specification

Cells Per Unit	6
Voltage Per Unit	12
Capacity	690W@15min-rate to 1.67V per cell @25°C
Weight	Approx. 63.5Kg (Tolerance ±3.0%)
Internal Resistance	Approx. 3.0 mΩ
Terminal	F10(M8)
Max. Discharge Current	2250A (5 sec)
Short Circuit Current	4050A
Design Life	15 years
Max. Charging Current	67.5 A
Reference Capacity	C10 210.0AH C20 225.0AH
Standby Use Voltage	13.6 V~13.8 V @ 25°C Temperature Compensation: -3mV/°C/Cell
Equalization Voltage	14.6 V~14.8 V @ 25°C Temperature Compensation: -4mV/°C/Cell
Operating Temperature Range	Discharge: -20°C~60°C Charge: 0°C~50°C Storage: -20°C~60°C
Normal Operating Temperature Range	25°C ±5°C
Self Discharge	RITAR Valve Regulated Lead Acid (VRLA) batteries can be stored for up to 6 months at 25°C and then recharging is recommended. Monthly Self-discharge ratio is less than 3% at 25°C. Please charge batteries before using.
Container Material	A.B.S. UL94-HB, UL94-V0 Optional.



HR ( High Rate ) series Valve Regulated Lead Acid (VRLA) battery is designed for heavy load discharge applications with 15 years design life in float service. By using strong grids, thick plate and specially designed active material. It is with lower I.R, lower self discharge rate, high power, and longer service life. The HR series battery offers 30% more power output than the standard series. It is suitable for high power standby used, such as datacenter, UPS, EPS etc.



ISO 9001



ISO 14001



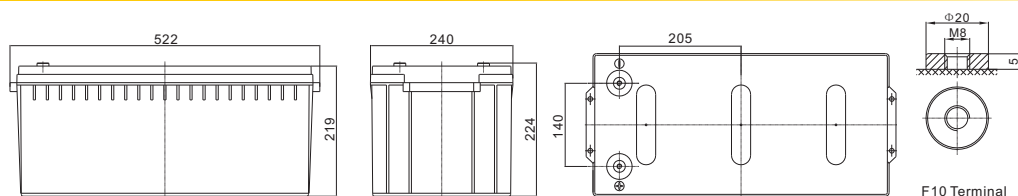
OHSAS 18001



MH 28539



## Dimensions



Length	522±2mm (20.6 inches)
Width	240±2mm (9.45 inches)
Height	219±2mm (8.62 inches)
Total Height	224±2mm (8.82 inches)
Terminal	Value
M5	6~7 N*m
M6	8~10 N*m
M8	10~12 N*m

Unit: mm

### Constant Current Discharge Characteristics : A (25°C)

F.V/T ime	5MIN	8MIN	10MIN	15MIN	20MIN	30MIN	60MIN	90MIN
1.60V	689.5	570.8	500.1	381.6	310.7	229.0	132.5	95.1
1.67V	625.7	523.4	462.2	355.8	292.1	216.7	126.4	91.2
1.70V	599.1	503.1	445.6	345.0	283.9	211.5	123.9	89.5
1.75V	553.1	468.7	417.8	326.4	269.7	202.5	119.6	86.7
1.80V	506.8	434.0	389.9	308.8	257.0	194.0	115.3	83.8
1.85V	435.0	369.7	330.3	265.6	223.1	171.6	104.2	76.4

### Constant Power Discharge Characteristics : WPC (25°C)

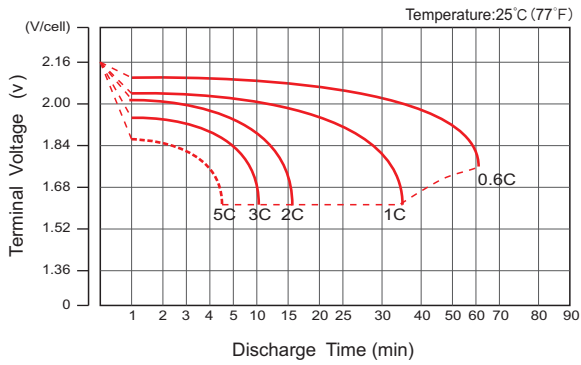
F.V/T ime	5MIN	8MIN	10MIN	15MIN	20MIN	30MIN	60MIN	90MIN
1.60V	1267	1063.0	940.7	727.3	597.2	445.0	248.9	180.0
1.67V	1179	997.3	887.7	690.0	569.9	426.7	239.6	174.0
1.70V	1140	967.4	863.0	674.0	557.6	418.1	235.6	171.6
1.75V	1070	914.2	819.7	644.9	535.3	404.3	229.2	167.0
1.80V	996.1	858.1	774.0	616.2	515.1	390.2	222.3	162.4
1.85V	867.7	741.2	664.5	535.6	451.3	348.0	202.2	149.4

(Note) The above characteristics data are average values obtained within three charge/discharge cycle not the minimum values.

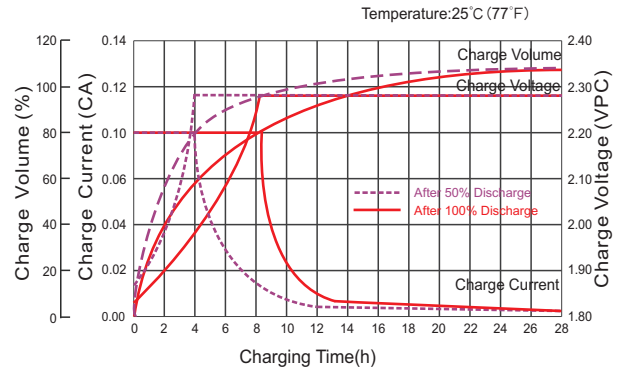
# HR12-690W(12V690W)



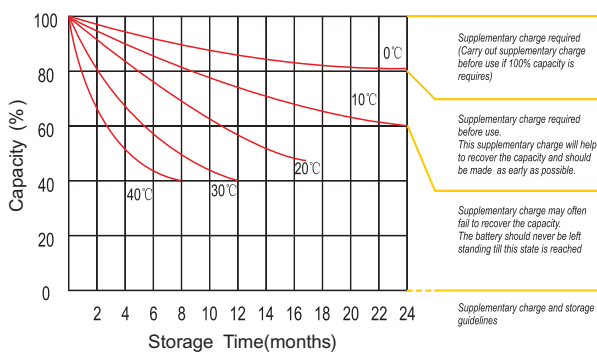
## Discharge Characteristics Curve



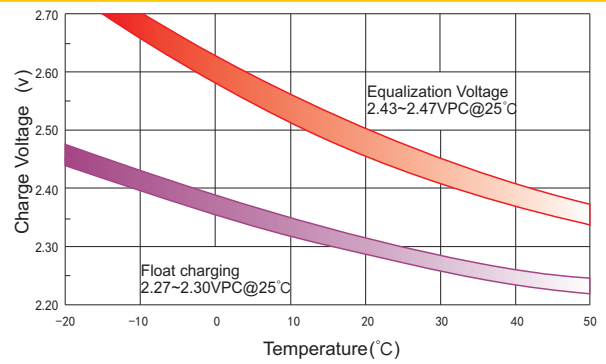
## Charge Characteristic Curve For Standby Use



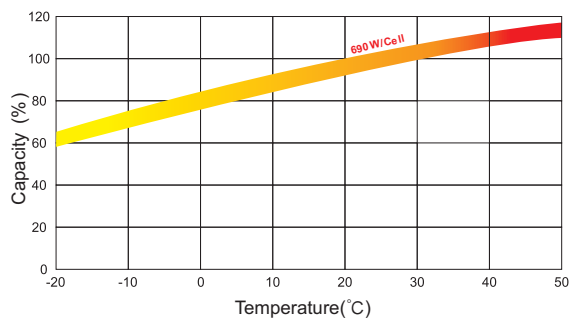
## Storage Characteristics



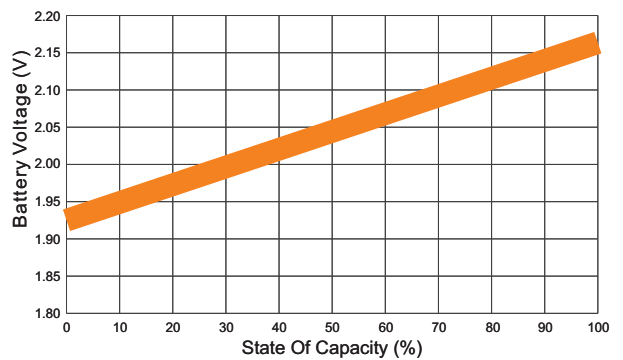
## Relationship Between Charging Voltage And Temperature



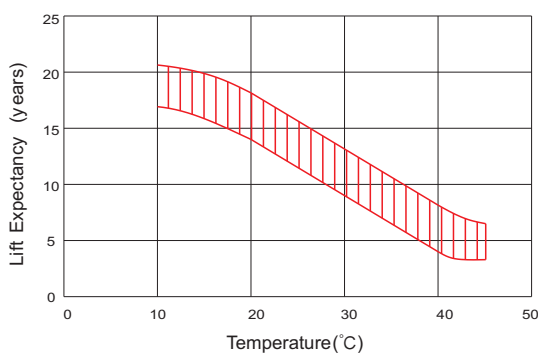
## Temperature Effects On Capacity



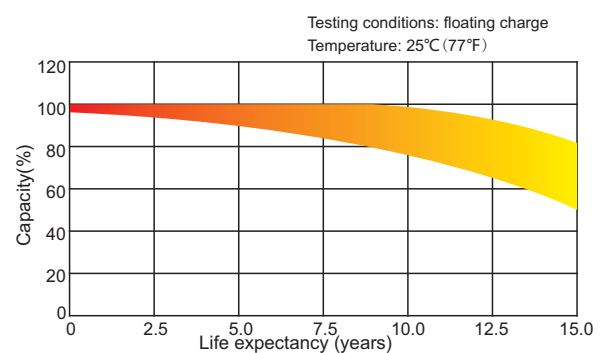
## Relationship of OCV And State of Charge(20°C)



## Effect Of Temperature On Long Term Life



## Life Characteristics Of Standby Use



(Note) All above information shall be changed without prior notice, Ritar reserves the right to explain and update the latest information.