



HR12-570SW(12V570W)

Specification

Cells Per Unit	6
Voltage Per Unit	12
Capacity	570W@15min-rate to 1.67V per cell @25°C
Weight	Approx. 45.0 Kg (Tolerance ±3.0%)
Internal Resistance	Approx. 3.9 mΩ
Terminal	F12(M8)
Max. Discharge Current	1500A (5 sec)
Short Circuit Current	2900A
Design Life	15 years
Max. Charging Current	45.0 A
Reference Capacity	C10 141.5AH C20 150.0AH
Standby Use Voltage	13.6 V~13.8 V @ 25°C Temperature Compensation: -3mV/°C/Cell
Equalization Voltage	14.6 V~14.8 V @ 25°C Temperature Compensation: -4mV/°C/Cell
Operating Temperature Range	Discharge: -20°C~60°C Charge: 0°C~50°C Storage: -20°C~60°C
Normal Operating Temperature Range	25°C ±5°C
Self Discharge	RITAR Valve Regulated Lead Acid (VRLA) batteries can be stored for up to 6 months at 25°C and then recharging is recommended. Monthly Self-discharge ratio is less than 3% at 25°C. Please charge batteries before using.
Container Material	A.B.S. UL94-HB, UL94-V0 Optional.



HR (High Rate) series Valve Regulated Lead Acid (VRLA) battery is designed for heavy load discharge applications with 15 years design life in float service. By using strong grids, thick plate and specially designed active material. It is with lower I.R, lower self discharge rate, high power, and longer service life. The HR series battery offers 30% more power output than the standard series. It is suitable for high power standby used, such as datacenter, UPS, EPS etc.



ISO 9001



ISO 14001



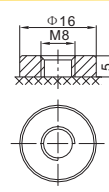
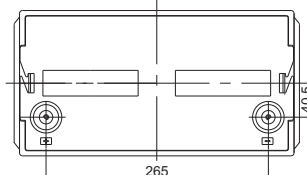
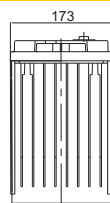
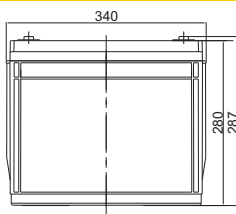
OHSAS 18001



MH 28539



Dimensions



F 12 Terminal

Length	340±2mm (13.4 inches)
Width	173±2mm (6.81 inches)
Height	280±2mm (11.0 inches)
Total Height	287±2mm (11.3 inches)
Terminal	Value
M5	6~7 N*m
M6	8~10 N*m
M8	10~12 N*m

Unit: mm

Constant Current Discharge Characteristics : A (25°C)

F.V/T ime	5MIN	8MIN	10MIN	15MIN	20MIN	30MIN	60MIN	90MIN
1.60V	443.7	402.5	380.4	315.2	256.7	189.2	109.5	78.6
1.67V	402.6	369.1	351.6	293.9	241.3	179.0	104.4	75.4
1.70V	385.5	354.8	338.9	285.0	234.5	174.7	102.4	73.9
1.75V	355.9	330.5	317.7	269.6	222.8	167.3	98.8	71.6
1.80V	326.1	306.0	296.5	255.1	212.3	160.2	95.2	69.3
1.85V	279.9	260.7	251.2	219.4	184.3	141.7	86.0	63.1

Constant Power Discharge Characteristics : WPC (25°C)

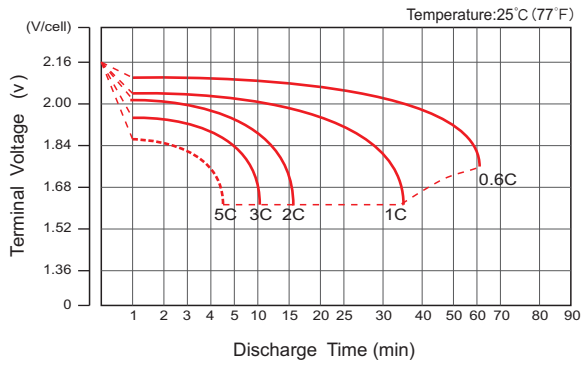
F.V/T ime	5MIN	8MIN	10MIN	15MIN	20MIN	30MIN	60MIN	90MIN
1.60V	815.3	749.5	715.5	600.8	493.3	367.6	205.6	148.7
1.67V	758.8	703.2	675.2	570.0	470.8	352.5	197.9	143.8
1.70V	733.9	682.1	656.3	556.8	460.6	345.4	194.6	141.7
1.75V	688.7	644.6	623.4	532.7	442.1	334.0	189.3	137.9
1.80V	641.0	605.0	588.7	509.0	425.5	322.3	183.7	134.1
1.85V	558.4	522.6	505.4	442.5	372.8	287.5	167.0	123.4

(Note) The above characteristics data are average values obtained within three charge/discharge cycle not the minimum values.

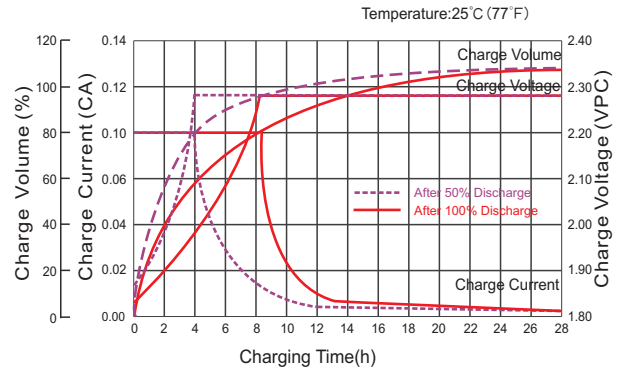
HR12-570SW(12V570W)



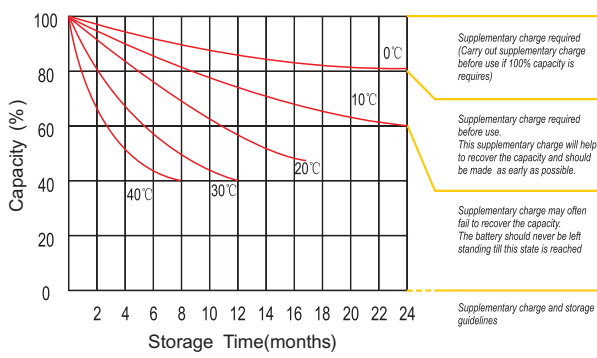
Discharge Characteristics Curve



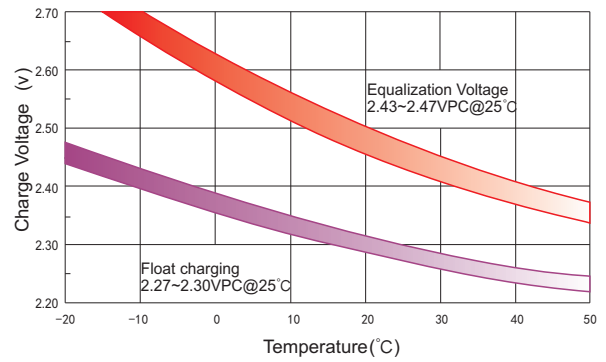
Charge Characteristic Curve For Standby Use



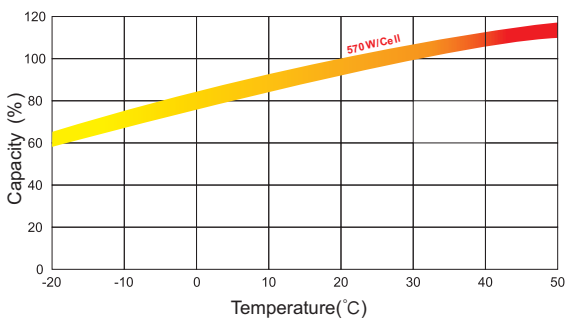
Storage Characteristics



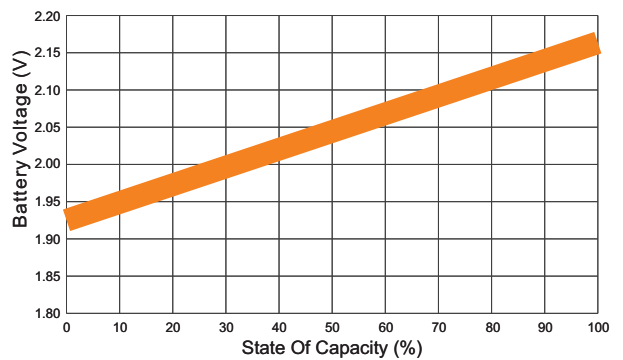
Relationship Between Charging Voltage And Temperature



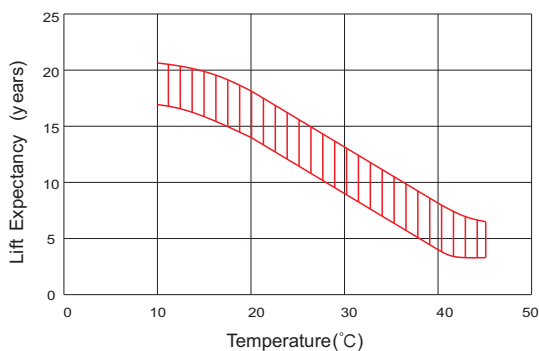
Temperature Effects On Capacity



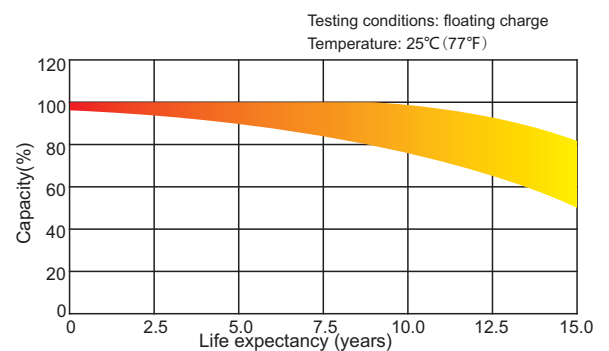
Relationship of OCV And State of Charge(20°C)



Effect Of Temperature On Long Term Life



Life Characteristics Of Standby Use



(Note) All above information shall be changed without prior notice, Ritar reserves the right to explain and update the latest information.