

# DG2-750(2V750Ah)



## Specification

Cells Per Unit	1
Voltage Per Unit	2
Capacity	750Ah@10hr-rate to 1.80V per cell @25°C
Weight	Approx. 46.0 Kg (Tolerance ±3.0%)
Internal Resistance	Approx. 0.62 mΩ
Terminal	F10(M8)
Max. Discharge Current	3000A (5 sec)
Design Life	20 years (floating charge)
Maximum Charging Current	150.0 A
Reference Capacity	C3 585.0AH C5 649.0AH C10 750.0AH C20 796.0AH
Float Charging Voltage	2.27 V~2.30 V @ 25°C Temperature Compensation: -3mV/°C/Cell
Cycle Use Voltage	2.37 V~2.40 V @ 25°C Temperature Compensation: -4mV/°C/Cell
Operating Temperature Range	Discharge: -40°C~60°C Charge: -20°C~50°C Storage: -40°C~60°C
Normal Operating Temperature Range	25°C ±5°C
Self Discharge	RITAR Valve Regulated Lead Acid (VRLA) batteries can be stored for up to 6 months at 25°C and then recharging is recommended. Monthly Self-discharge ratio is less than 2% at 20°C. Please charged batteries before using.
Container Material	A.B.S. UL94-HB, UL94-V0 Optional.



DG (Deep Cycle GEL) series is pure GEL battery with 20 years floating design life, it is ideal for standby or frequent cyclic discharge applications under extreme environments. By using strong grids, high purity lead and patented GEL electrolyte, the DG series offers excellent recovery capability after deep discharge under frequent cyclic discharge use, and it can offers 2 times cyclic life than the standard series. It is suitable for solar & wind system, marine, deep discharge UPS etc.



ISO 9001



ISO 14001



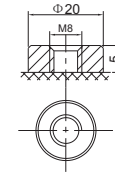
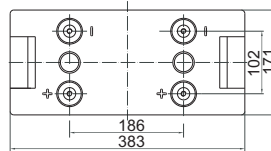

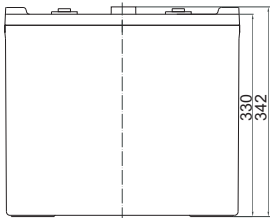
OHSAS 18001



MH 28539



## Dimensions



F10 TERMINAL

Length	383±2mm (15.1 inches)
Width	171±2mm (6.73 inches)
Height	330±2mm (13.0 inches)
Total Height	342±2mm (13.5 inches)
Terminal	Value
M5	6~7 N*m
M6	8~10 N*m
M8	10~12 N*m

Unit: mm

### Constant Current Discharge Characteristics : A(25°C)

F.V/Time	15MIN	30MIN	1HR	2HR	3HR	4HR	5HR	6HR	8HR	10HR	20HR
1.60V	947.3	733.5	490.5	300.8	219.8	168.8	135.0	122.3	99.8	78.0	42.0
1.65V	900.8	704.3	484.5	290.3	210.8	165.0	133.5	119.3	95.3	77.3	41.3
1.70V	840.0	663.8	475.5	285.8	205.5	161.3	131.3	116.3	93.8	76.5	40.5
1.75V	745.5	597.0	437.3	270.0	195.0	156.0	129.8	110.3	90.8	75.8	39.8
1.80V	642.0	543.8	412.5	257.3	187.5	150.0	127.5	108.8	89.3	75.0	39.0
1.85V	543.0	489.8	381.0	243.0	178.5	146.3	120.0	102.8	84.8	72.8	36.8

### Constant Power Discharge Characteristics : WPC(25°C)

F.V/Time	15MIN	30MIN	1HR	2HR	3HR	4HR	5HR	6HR	8HR	10HR	20HR
1.60V	1658	1337	913.5	563.3	409.5	297.0	267.8	235.5	189.8	155.3	84.0
1.65V	1615	1329	908.3	555.0	401.3	292.5	265.5	232.5	188.3	153.8	82.5
1.70V	1526	1258	899.3	546.8	395.3	291.8	262.5	227.3	185.3	153.0	81.0
1.75V	1358	1134	843.8	518.3	381.0	276.8	258.8	216.0	179.3	151.5	79.5
1.80V	1176	1034	802.5	494.3	365.3	276.0	254.3	213.0	176.3	150.0	78.0
1.85V	1003	932.3	744.0	468.0	348.0	255.8	240.0	201.8	167.3	145.5	73.5

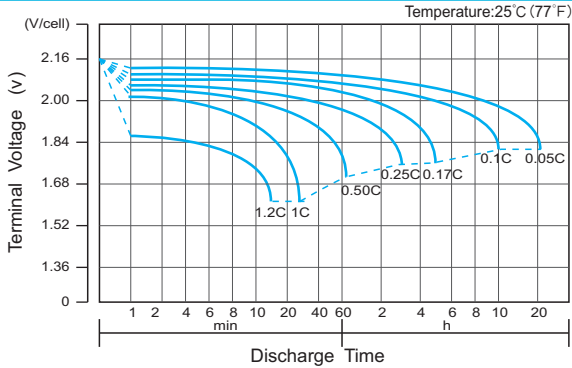
(Note) The above characteristics data are average values obtained within three charge/discharge cycle not the minimum values.

The battery must be fully charged before the capacity test. The C<sub>10</sub> should reach 95% after the first cycle and 100% after the third cycle.

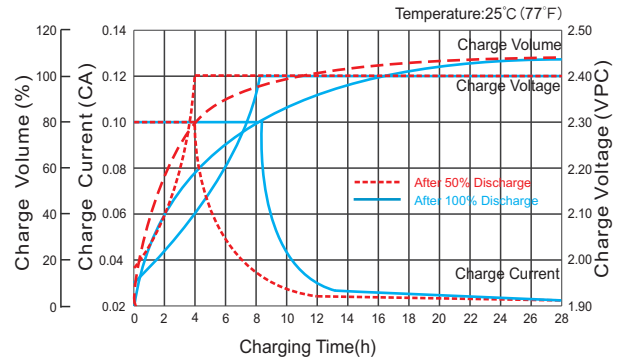
# DG2-750(2V750Ah)



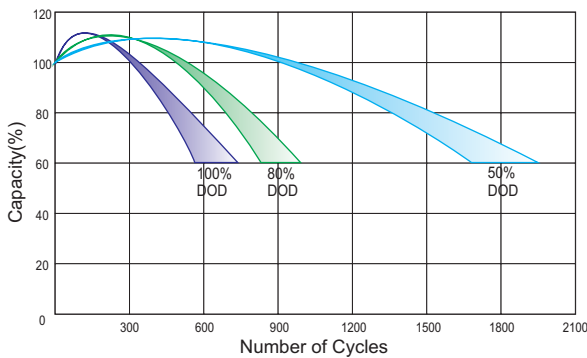
## Discharge Characteristics Curve



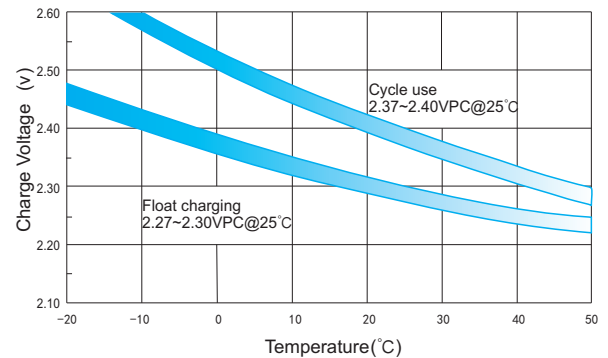
## Charge Characteristic Curve for Cycle Use(IU)



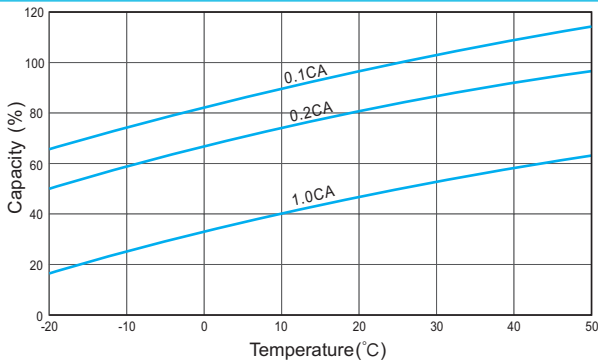
## Cycle Life in Relation to Depth of Discharge



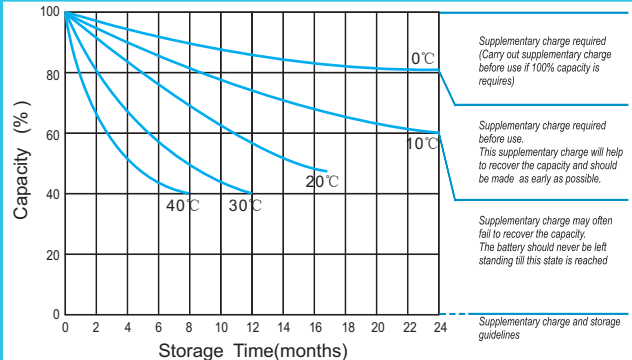
## Relationship Between Charging Voltage and Temperature



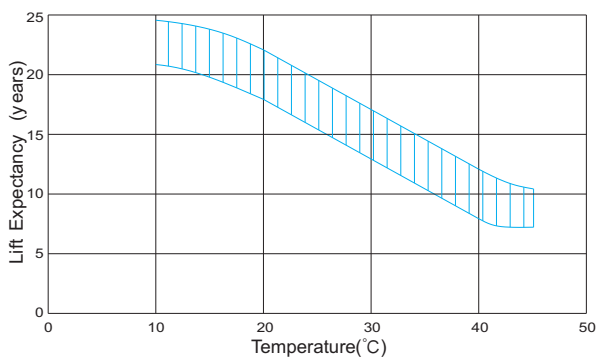
## Temperature Effects on Capacity



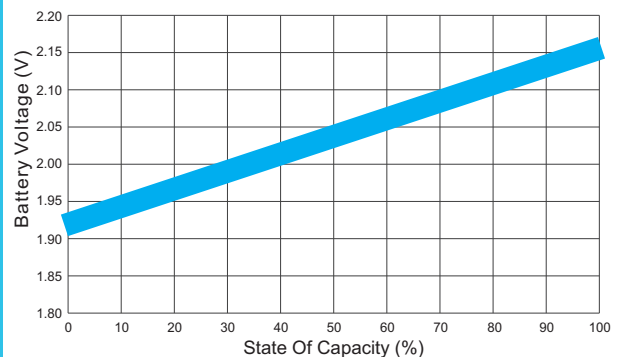
## Storage Characteristics



## Effect of Temperature on Long Term Life



## Relationship of OCV And State of Charge(20°C)



(Note) All above information shall be changed without prior notice, Ritar reserves the right to explain and update the latest information.