

DC12-65(12V65Ah)



Specification

Cells Per Unit	6
Voltage Per Unit	12
Capacity	65Ah@20hr-rate to 1.75V per cell @25°C
Weight	Approx. 19.5 Kg (Tolerance ±3.0%)
Internal Resistance	Approx. 6.0 mΩ
Terminal	F5(M8)/F11 (M6)
Max. Discharge Current	650A (5 sec)
Design Life	12 years (floating charge)
Max. Charging Current	19.5 A
Reference Capacity	C3 49.7AH C5 56.0AH C10 61.9AH C20 65.0AH
Float Charging Voltage	13.6 V~13.8 V @ 25°C Temperature Compensation: -3mV/°C/Cell
Cycle Use Voltage	14.6 V~14.8 V @ 25°C Temperature Compensation: -4mV/°C/Cell
Operating Temperature Range	Discharge: -20°C~60°C Charge: 0°C~50°C Storage: -20°C~60°C
Normal Operating Temperature Range	25°C ±5°C
Self Discharge	RITAR Valve Regulated Lead Acid (VRLA) batteries can be stored for up to 6 months at 25°C and then recharging is recommended. Monthly Self-discharge ratio is less than 3% at 25°C. Please charged batteries before using.
Container Material	A.B.S. UL94-HB, UL94-V0 Optional.



DC (Deep Cycle) series batteries provide superior high integrity and reliability. It is specially designed for frequent cyclic charge and discharging. By using strong grids, thick plate and specially active material are designed for repeated deep-discharge applications. The DC series batteries offer 30% more cyclic life than the standby series. It is suitable for solar and wind renewable energy storage, mobility and medical equipment and cable TV etc.



ISO 9001

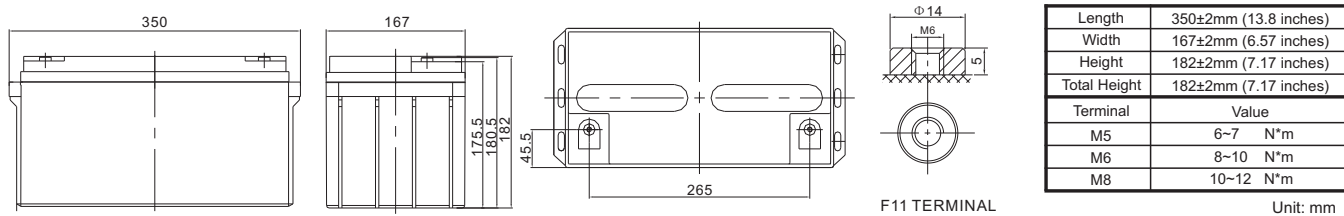
ISO 14001

OHSAS 18001



MH 28539

Dimensions



Constant Current Discharge Characteristics : A(25°C)

F.V/Time	10MIN	15MIN	30MIN	1HR	2HR	3HR	4HR	5HR	8HR	10HR	20HR
1.60V	157.8	120.0	70.79	39.48	23.51	18.31	14.37	12.22	7.837	6.500	3.369
1.65V	145.4	112.2	67.05	38.13	22.72	17.75	13.94	11.84	7.776	6.438	3.351
1.70V	134.7	105.5	63.58	36.91	22.12	17.00	13.51	11.52	7.652	6.314	3.309
1.75V	123.6	98.82	61.07	35.75	21.27	16.56	13.14	11.20	7.529	6.252	3.250
1.80V	112.5	90.49	58.82	34.16	20.54	16.25	12.83	11.05	7.405	6.190	3.219
1.85V	88.02	74.87	49.87	30.49	18.78	15.13	12.03	10.17	6.973	5.819	3.189

Constant Power Discharge Characteristics : WPC(25°C)

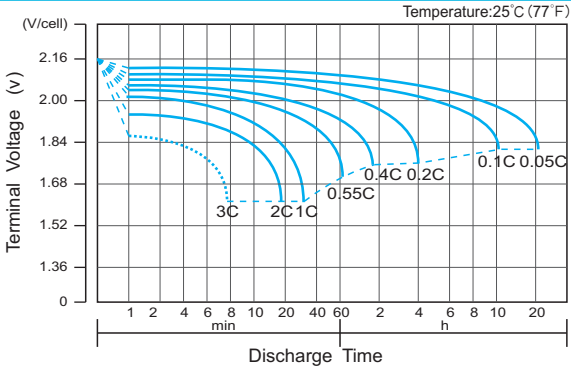
F.V/Time	10MIN	15MIN	30MIN	1HR	2HR	3HR	4HR	5HR	8HR	10HR	20HR
1.60V	268.7	209.3	128.6	74.11	44.45	34.77	27.69	23.13	15.27	12.75	6.725
1.65V	258.8	203.5	125.6	72.84	43.25	33.91	27.01	22.50	15.15	12.62	6.665
1.70V	241.5	192.6	119.6	70.71	42.17	32.61	26.15	21.94	14.97	12.38	6.605
1.75V	224.7	181.8	115.4	68.75	40.67	31.80	25.54	21.44	14.72	12.26	6.485
1.80V	207.1	168.0	111.6	65.94	39.75	31.63	25.05	21.15	14.48	12.13	6.425
1.85V	164.3	141.2	95.75	59.22	36.60	29.50	23.57	19.57	13.69	11.46	6.365

(Note) The above characteristics data are average values obtained within three charge/discharge cycle not the minimum values. The battery must be fully charged before the capacity test. The C₂₀ should reach 95% after the first cycle and 100% after the third cycle.

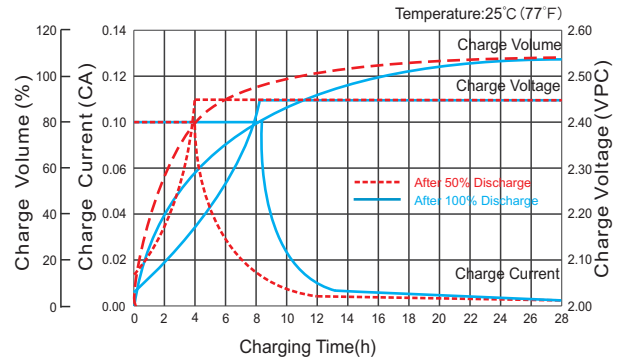
DC12-65(12V65Ah)



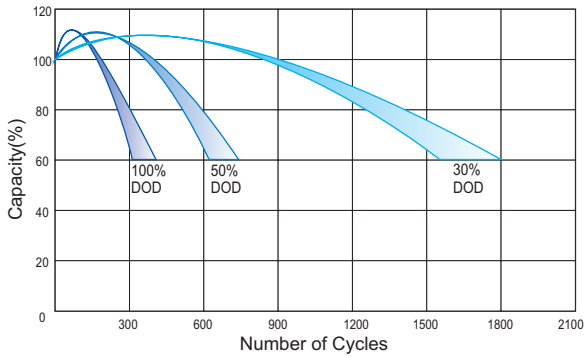
Discharge Characteristics Curve



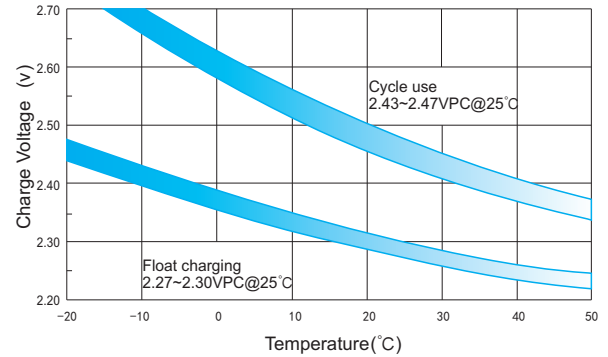
Charge Characteristic Curve for Cycle Use(IU)



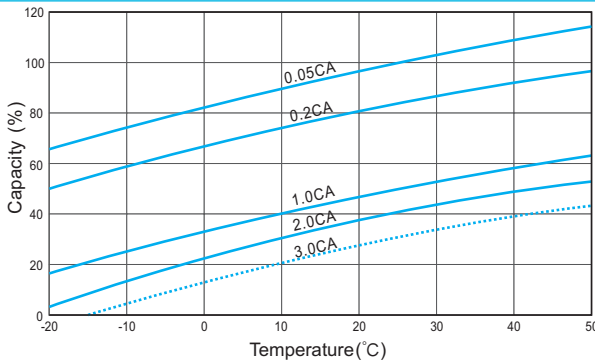
Cycle Life in Relation to Depth of Discharge



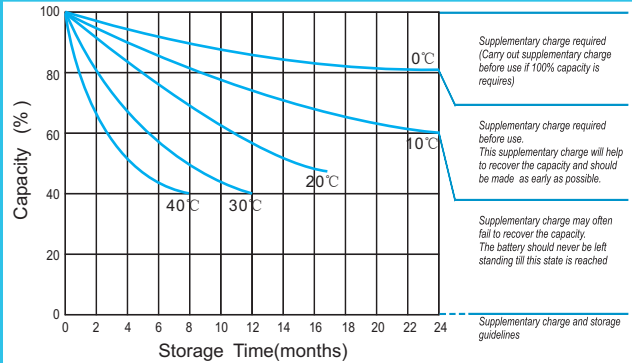
Relationship Between Charging Voltage and Temperature



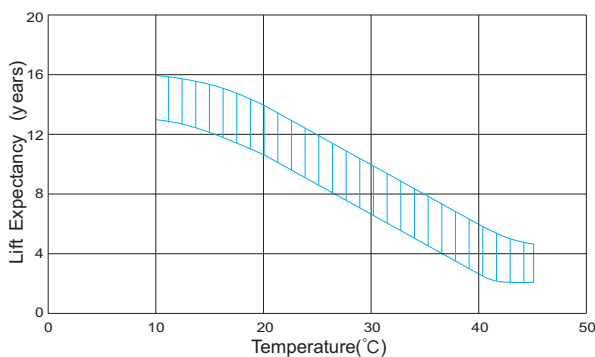
Temperature Effects on Capacity



Storage Characteristics



Effect of Temperature on Long Term Life



Relationship of OCV And State of Charge(20°C)



(Note) All above information shall be changed without prior notice, Ritar reserves the right to explain and update the latest information.